

US CUP
Park City Ski and Snowboard
 January 7, 2023 - Park City, UT
Large Hills
Results

JS cut *Final*
K 68

Jury	Judges	Hill Data
Technical Delegate Jarrett Moe	A Scott Johnson	Hill Conditions Temp <i>25F</i> Wind <i>0 m/s</i> K-Point / Hill Size 64M / 68M Meter Value 2.4 Pts/M Jury Distance 64 M
Chief of Competition Alissa Johnson	B Chris Haerter	
Asst Technical Delegate Lindsey Van	C Jon Schumann	
	D Blair Tomten	
	E Elisa Maines	


Rank	Bib	Name / Division	Speed	Distance	Judge Scores					Style Points	Round Total	Total
			(km/h)	(m)	pts	A	B	C	D			

HS68 U16 FEMALE													
1	5	ELLA WILSON RMD		55.5 56.5	39.6 42.0	15.0 15.5	15.0 15.5	15.0 15.0	15.5 15.0	16.5 15.0	45.5 45.5	85.1 87.5	172.6
2	6	EVA MINOTTO RMD		51.0 56.5	28.8 42.0	14.5 15.5	15.5 16.0	15.0 16.0	14.0 16.0	15.5 15.5	45.0 47.5	73.8 89.5	163.3
3	7	EMMA RUSSELL RMD		54.0 46.5	36.0 18.0	14.0 14.0	15.5 13.5	14.0 15.0	13.5 15.0	14.0 14.0	42.0 43.0	78.0 61.0	139.0
4	3	HALEY BRABEC RMD		47.0 50.0	19.2 26.4	13.5 14.0	13.0 13.5	14.0 13.5	13.0 13.5	14.0 14.0	40.5 41.0	59.7 67.4	127.1
5	4	SADIE MCCRANK IMD		38.0 38.5	(2.4) (1.2)	13.5 13.0	12.5 13.0	14.0 14.0	12.0 15.0	13.5 12.5	39.5 40.0	37.1 38.8	75.9
6	1	SOFIA ARAGON IMD		35.0 32.0	(9.6) (16.8)	12.5 12.0	12.5 13.0	12.5 13.0	12.0 11.5	12.5 12.5	37.5 37.5	27.9 20.7	48.6
7	2	JUNE MAXWELL IMD		30.0 30.5	(21.6) (20.4)	12.5 12.5	12.5 12.5	12.5 12.5	12.0 12.0	12.0 12.0	37.0 37.0	15.4 16.6	32.0


HS68 U16 MALE													
1	25	SAWYER GRAVES RMD		64.5 63.0	61.2 57.6	17.0 17.0	15.5 17.0	16.0 16.5	16.0 16.0	16.5 16.5	48.5 50.0	109.7 107.6	217.3
2	26	ARTHUR TIRONE RMD		64.5 64.0	61.2 60.0	17.0 15.5	16.0 16.5	15.5 15.5	16.0 16.5	15.0 15.5	47.5 47.5	108.7 107.5	216.2
3	23	DYLAN AMY AK		64.5 61.5	61.2 54.0	15.0 15.0	15.0 15.5	16.0 16.0	15.0 15.0	15.5 15.0	45.5 45.5	106.7 99.5	206.2
4	24	ELIAS OSWALD AK		62.5 61.5	56.4 54.0	15.5 16.5	15.0 16.0	15.5 16.5	15.5 16.0	15.5 16.5	46.5 49.0	102.9 103.0	205.9
5	22	AUSTIN JOHNSON RMD		61.5 59.5	54.0 49.2	16.5 16.0	16.0 16.5	16.0 16.5	16.0 16.0	16.5 16.5	48.5 49.0	102.5 98.2	200.7
6	10	OWEN PARK RMD		53.0 55.5	33.6 39.6	15.0 15.5	16.0 16.0	14.0 14.5	16.0 15.5	15.0 15.0	46.0 46.0	79.6 85.6	165.2
7	20	AUGIE ROEPKE IMD		55.5 54.5	39.6 37.2	14.5 13.5	14.0 14.0	14.0 13.5	14.5 13.5	13.0 13.0	42.5 40.5	82.1 77.7	159.8
8	15	JACKSON SCHUTT RMD		52.5 54.0	32.4 36.0	15.0 14.5	14.0 14.0	14.0 14.0	15.0 15.0	15.0 14.0	44.0 42.5	76.4 78.5	154.9
9	14	OSCAR DALZELL RMD		53.5 49.5	34.8 25.2	15.0 15.5	15.0 15.0	14.0 15.5	14.5 15.5	15.0 14.5	44.5 46.0	79.3 71.2	150.5

US CUP
Park City Ski and Snowboard
 January 7, 2023 - Park City, UT
Large Hills
Results

Rank	Bib	Name / Division	Speed	Distance		Judge Scores					Style Points	Round Total	Total
			(km/h)	(m)	pts	A	B	C	D	E			
10	19	RUDGER KLUG IMD		52.0	31.2	14.5	14.5	15.0	14.5	13.5	43.5	74.7	148.9
				52.0	31.2	14.0	13.5	14.5	14.5	15.0	43.0	74.2	
11	21	IAN CARMACK IMD		51.0	28.8	13.5	14.0	14.5	13.5	13.0	41.0	69.8	143.5
				52.0	31.2	13.5	14.0	15.0	15.0	13.0	42.5	73.7	
12	8	LOGAN CADMAN IMD		49.0	24.0	14.5	14.0	15.0	13.5	14.5	43.0	67.0	142.6
				53.0	33.6	13.5	14.5	16.0	13.5	14.0	42.0	75.6	
13	16	NICO BOWDRE RMD		50.0	26.4	16.5	14.5	15.0	15.5	16.5	47.0	73.4	142.5
				48.0	21.6	16.0	15.5	15.5	16.0	16.0	47.5	69.1	
14	18	SETH ROTHCHILD IMD		50.5	27.6	13.5	13.0	14.5	13.5	12.5	40.0	67.6	136.9
				51.0	28.8	13.5	13.0	14.5	13.5	13.5	40.5	69.3	
15	17	TARIK VANWIEREN CAN		56.0	40.8	13.5	14.0	14.0	14.5	14.0	42.0	82.8	136.4
				55.5	39.6	5.5	6.0	4.5	4.0	4.0	14.0	53.6	
16	12	ETHAN MAINES RMD		46.5	18.0	14.0	11.5	12.5	13.0	13.0	38.5	56.5	119.2
				47.0	19.2	14.0	14.0	15.5	14.5	15.0	43.5	62.7	
17	13	NATHAN RIND RMD		44.0	12.0	14.0	13.5	13.5	13.5	15.5	41.0	53.0	116.6
				48.0	21.6	13.5	13.5	14.0	15.0	14.5	42.0	63.6	
18	11	ROSCOE MAXWELL IMD		45.0	14.4	13.0	13.0	13.0	13.5	12.0	39.0	53.4	104.4
				44.0	12.0	13.5	13.0	12.5	14.0	12.5	39.0	51.0	
19	9	BEN LEACHMAN CAN		37.0	(4.8)	12.5	12.5	12.5	13.0	12.5	37.5	32.7	68.3
				38.0	(2.4)	12.5	12.0	13.0	13.0	12.5	38.0	35.6	



Jarrett Moe - Technical Delegate




Alissa Johnson - Chief of Competition

US CUP
Park City Ski and Snowboard
 January 7, 2023 - Park City, UT
Large Hills
Results - Gunderson

Rank	Bib#	Name	Club	J Pts	J Rank	Start Time	Finish Time	XC Time	XC Rank	Time Diff
HS68 U16 FEMALE		5 km ind		25 Points / Minute						
1	1	Sadie McCrank	IMD	75.9	1	00:00.0	25:15.0	25:15.0	1	00:00.0
HS68 U16 MALE		5 km ind		25 Points / Minute						
1	3	Ian Carmack	IMD	143.5	4	00:39.0	15:44.0	15:05.0	1	00:00.0
2	2	Oscar Dalzell	RMD	150.5	3	00:22.0	18:05.0	17:43.0	3	02:21.0
3	4	Ethan Maines	RMD	119.2	6	01:37.0	18:20.0	16:43.0	2	02:36.0
4	22	Logan Cadman	IMD	142.6	5	00:41.0	18:49.0	18:08.0	5	03:05.0
5	33	Augie Roepke	IMD	159.8	1	00:00.0	19:15.0	19:15.0	6	03:31.0
6	5	Nathan Rind	RMD	116.6	7	01:44.0	19:30.0	17:46.0	4	03:46.0
7	34	Jackson Schutt	RMD	154.9	2	00:12.0	20:22.0	20:10.0	7	04:38.0



Jarrett Moe - Technical Delegate



Alissa Johnson - Chief of Competition

Heckert Memorial
Park City Ski and Snowboard
 January 8, 2023 - Park City, UT
Large Hills
Results

Jury		Judges					Hill Data				
Technical Delegate Alissa Johnson		A	Scott Johnson				Hill Conditions				
Chief of Competition Alan Johnson		B	Chris Haerter				Temp				
Asst Technical Delegate Jessica Jerome		C	Blair Tomten				Wind				
		D	Jon Schumann				K-Point / Hill Size		90M / 100M		
		E	Jarrett Moe				Meter Value		2 Pts/M		
							Jury Distance		95 M		

Rank	Bib	Name / Division	Speed	Distance		Judge Scores					Style Points	Round Total	Total
			(km/h)	(m)	pts	A	B	C	D	E			


HS100 U20 FEMALE													
1	5	ADELINE SWANSON CEN	87.5	55.0	15.0	16.0	15.0	14.5	15.0	45.0	100.0	203.5	
			89.5	59.0	14.5	15.5	14.5	15.0	15.0	44.5	103.5		
2	7	SANDRA SPROCH CENTRAL	82.5	45.0	15.0	16.0	15.0	13.5	14.0	44.0	89.0	178.0	
			81.5	43.0	15.5	15.5	15.5	14.0	15.0	46.0	89.0		
3	4	ESTELLA HASSRICK RMD	79.5	39.0	16.0	16.0	16.0	15.0	15.5	47.5	86.5	174.5	
			80.5	41.0	16.0	15.5	16.0	15.5	15.0	47.0	88.0		
4	2	ELLA WILSON RMD	70.5	21.0	14.0	15.0	15.0	13.5	14.0	43.0	64.0	123.0	
			68.0	16.0	14.5	14.5	14.5	13.5	14.0	43.0	59.0		
5	3	EVA MINOTTO RMD	72.0	24.0	14.5	15.0	15.0	13.5	15.0	44.5	68.5	119.0	
			64.0	8.0	14.0	15.0	14.5	13.5	14.0	42.5	50.5		
6	6	RACHAEL HAERTER IMD	66.5	13.0	14.0	14.5	14.0	13.0	13.5	41.5	54.5	115.5	
			69.5	19.0	14.0	14.5	13.5	13.0	14.5	42.0	61.0		
7	8	TESS ARNONE USANS	64.5	9.0	14.0	14.5	14.0	13.5	14.5	42.5	51.5	104.5	
			65.5	11.0	14.0	15.5	13.5	13.5	14.5	42.0	53.0		
8	1	HALEY BRABEC RMD	63.0	6.0	12.5	13.5	14.5	13.0	13.5	40.0	46.0	77.5	
			56.0	(8.0)	12.5	13.5	13.5	13.0	13.0	39.5	31.5		

HS100 SR MALE													
1	10	GRANT ANDREWS USANS	90.5	61.0	17.0	16.5	17.5	17.0	17.0	51.0	112.0	209.5	
			84.5	49.0	16.0	16.5	16.0	16.5	16.0	48.5	97.5		
2	9	ERIK LYNCH RMD	87.5	55.0	16.0	16.5	16.0	15.5	16.5	48.5	103.5	198.0	
			83.5	47.0	15.5	16.0	15.5	16.0	16.0	47.5	94.5		

HS100 U20 MALE													
1	28	NIKLAS MALACINSKI USANS	97.0	74.0	17.5	16.5	17.0	17.0	17.0	51.0	125.0	250.5	
			97.5	75.0	17.0	16.5	17.0	15.5	17.0	50.5	125.5		
2	29	EVAN NICHOLS USANS	99.5	79.0	18.0	16.5	17.0	16.0	16.5	50.0	129.0	249.5	
			94.5	69.0	17.0	16.0	18.0	17.0	17.5	51.5	120.5		
3	27	JASON COLBY RMD	92.5	65.0	17.0	15.5	16.5	15.5	17.0	49.0	114.0	237.0	
			96.0	72.0	17.0	17.0	17.0	15.5	18.0	51.0	123.0		
4	30	CALEB ZUCKERMAN EAST	98.5	77.0	17.5	15.5	17.5	16.0	17.0	50.5	127.5	232.5	
			87.5	55.0	17.0	16.0	16.5	16.5	17.0	50.0	105.0		
5	26	MAXIM GLYVKA CEN	80.0	40.0	16.0	15.0	15.5	15.5	15.5	46.5	86.5	166.5	
			76.5	33.0	16.5	15.5	15.5	15.5	16.0	47.0	80.0		

Heckert Memorial
Park City Ski and Snowboard
 January 8, 2023 - Park City, UT
Large Hills
Results


Rank	Bib	Name / Division	Speed	Distance		Judge Scores					Style	Round	Total
			(km/h)	(m)	pts	A	B	C	D	E	Points	Total	
6	23	SKYLAR AMY AK		81.5	43.0	16.5	14.0	16.0	16.5	16.0	48.5	91.5	163.0
				72.5	25.0	16.0	15.0	15.0	16.0	15.5	46.5	71.5	
7	17	ISAK NICHOLS CEN		78.5	37.0	16.0	16.0	15.5	15.0	16.0	47.5	84.5	156.5
				73.0	26.0	15.0	16.0	15.0	15.5	15.5	46.0	72.0	
8	25	ARTHUR TIRONE RMD		73.5	27.0	15.0	15.0	15.0	15.0	15.0	45.0	72.0	156.0
				78.5	37.0	16.0	16.0	15.5	15.5	15.5	47.0	84.0	
9	24	SAWYER GRAVES RMD		75.5	31.0	15.5	16.0	15.5	16.0	16.0	47.5	78.5	154.5
				74.0	28.0	15.5	16.5	15.5	16.5	16.0	48.0	76.0	
10	22	DYLAN AMY AK		77.5	35.0	16.0	15.5	15.5	15.5	15.5	46.5	81.5	145.0
				70.5	21.0	13.5	15.0	13.5	15.0	14.0	42.5	63.5	
11	15	STEWART GUNDRY CEN		74.5	29.0	14.5	15.0	14.0	14.5	14.0	43.0	72.0	136.0
				70.5	21.0	14.5	15.5	14.0	14.5	14.0	43.0	64.0	
12	18	ELIAS OSWALD AK		73.0	26.0	15.5	16.0	15.0	16.0	15.5	47.0	73.0	126.0
				63.5	7.0	15.5	15.5	14.5	16.0	15.0	46.0	53.0	
13	19	ROOT ROEPKE IMD		71.0	22.0	14.5	15.5	15.0	14.5	15.0	44.5	66.5	116.5
				63.5	7.0	14.0	14.0	13.5	15.0	15.0	43.0	50.0	
14	21	TYLER PHILLIPS IMD		69.0	18.0	14.0	14.0	14.0	14.0	15.0	42.0	60.0	108.0
				63.5	7.0	13.5	14.5	13.5	13.0	14.0	41.0	48.0	
15	12	IAN CARMACK IMD		57.5	(5.0)	15.0	14.5	14.5	14.0	14.0	43.0	38.0	81.0
				60.0	-	14.0	14.0	14.5	15.0	14.5	43.0	43.0	
16	16	TARIK VANWIJEREN CAN		60.0	-	12.5	14.0	13.5	13.5	13.5	40.5	40.5	76.0
				56.5	(7.0)	14.0	14.0	12.5	15.0	14.5	42.5	35.5	
17	14	AUGIE ROEPKE IMD		57.5	(5.0)	13.0	14.0	14.0	13.5	13.5	41.0	36.0	70.0
				57.5	(5.0)	12.5	13.5	13.0	12.5	13.5	39.0	34.0	
18	11	RUDGER KLUG IMD		56.0	(8.0)	12.5	13.5	14.0	14.0	13.0	40.5	32.5	61.5
				55.0	(10.0)	12.0	13.0	14.0	13.0	13.0	39.0	29.0	
19	13	SETH ROTHCHILD IMD		55.5	(9.0)	12.0	12.5	12.5	12.5	13.0	37.5	28.5	52.0
				53.5	(13.0)	12.0	12.0	12.5	12.5	12.0	36.5	23.5	


 Alissa Johnson - Technical Delegate

 Alan Johnson - Chief of Competition

2023 Heckert Memorial
Park City Ski and Snowboard
 January 8, 2023 - Park City, UT
Large Hills
Results - Gunderson

Rank	Bib#	Name	Club	J Pts	J Rank	Start Time	Finish Time	XC Time	XC Rank	Time Diff
HS100 U20 FEMALE		5 km ind		15 Points / Minute						
1	3	Eva Minotto	RMD	68.5	1	00:00.0	13:28.0	13:28.0	3	00:00.0
2	3	Tess Arnone	USANS	51.5	3	01:08.0	14:05.0	12:57.0	2	00:37.0
3	2	Ella Wilson	RMD	64.0	2	00:18.0	14:06.0	13:48.0	4	00:38.0
4	8	Haley Brabec	RMD	46.0	4	01:30.0	14:11.0	12:41.0	1	00:43.0
HS100 SR MALE		10 km ind		15 Points / Minute						
1	4	Grant Andrews	USANS	112.0	1	00:00.0	20:48.0	20:48.0	1	00:00.0
2	5	Erik Lynch	RMD	103.5	2	00:34.0	22:52.0	22:18.0	2	02:04.0
HS100 U20 MALE		10 km ind		15 Points / Minute						
1	6	Niklas Malacinski	USANS	125.0	3	00:16.0	20:41.0	20:25.0	1	00:00.0
2	7	Evan Nichols	USANS	129.0	1	00:00.0	21:34.0	21:34.0	3	00:53.0
3	9	Caleb Zuckerman	EAST	127.5	2	00:06.0	23:33.0	23:27.0	6	02:52.0
4	10	Skylar Amy	AK	91.5	4	02:30.0	24:05.0	21:35.0	4	03:24.0
5	11	Elias Oswald	AK	73.0	5	03:44.0	24:59.0	21:15.0	2	04:18.0
6	12	Arthur Tirone	RMD	72.0	6	03:48.0	28:21.0	24:33.0	7	07:40.0
7	15	Ian Carmack	IMD	38.0	9	06:04.0	28:30.0	22:26.0	5	07:49.0
8	13	Root Roepke	IMD	66.5	7	04:10.0	28:44.0	24:34.0	8	08:03.0
9	14	Tarik VanWieren	CAN	40.5	8	05:54.0	39:05.0	33:11.0	9	18:24.0



Alissa Johnson - Technical Delegate

Alan Johnson - Chief of Competition

US CUP
Park City Ski and Snowboard
 January 7, 2023 - Park City, UT
Large Hills
Results

Jury		Judges			Hill Data		
Technical Delegate Jarrett Moe		A	Scott Johnson		Hill Conditions		
Chief of Competition Alissa Johnson		B	Chris Haerter		Temp		
Asst Technical Delegate Lindsey Van		C	Blair Tomten		Wind		
		D	Jon Schumann		K-Point / Hill Size 90M / 100M		
		E	Elisa Maines		Meter Value 2 Pts/M		
					Jury Distance 95 M		

Rank	Bib	Name / Division	Speed	Distance		Judge Scores					Style Points	Round Total	Total
			(km/h)	(m)	pts	A	B	C	D	E			

HS100 U20 FEMALE

1	7	ADELINE SWANSON CEN	86.5 88.5	53.0 57.0	15.5 15.0	15.5 14.0	15.0 15.0	14.5 14.0	15.5 16.0	46.0 44.0	99.0 101.0	200.0
2	9	SANDRA SPROCH CENTRAL	84.5 84.0	49.0 48.0	15.5 16.0	13.5 15.0	14.5 16.0	14.5 14.0	13.0 15.5	42.5 46.5	91.5 94.5	186.0
3	6	ESTELLA HASSRICK RMD	79.0 80.5	38.0 41.0	14.0 15.0	14.5 14.0	15.5 15.0	14.5 14.0	15.5 15.5	44.5 44.0	82.5 85.0	167.5
4	3	ELLA WILSON RMD	70.5 69.0	21.0 18.0	14.0	14.5	14.5	13.5	15.5	43.0 -	64.0 18.0	142.0
5	8	RACHAEL HAERTER IMD	71.5 69.0	23.0 18.0	13.5 13.5	14.0 14.5	13.5 13.5	14.0 13.5	15.5 15.0	41.5 41.5	64.5 59.5	124.0
6	5	EMMA RUSSELL RMD	65.5 70.0	11.0 20.0	14.0 14.0	13.0 15.0	14.0 15.0	14.0 13.5	15.0 14.5	42.0 43.5	53.0 63.5	116.5
7	10	TESS ARNONE USANS	66.5 66.5	13.0 13.0	13.5 14.5	13.5 15.0	14.0 14.5	13.5 14.0	14.5 15.0	41.0 44.0	54.0 57.0	111.0
8	4	EVA MINOTTO RMD	69.5	19.0 -	13.5 3.0	14.5 3.0	15.0 3.0	14.0 3.0	14.0	42.5 -	61.5 -	61.5
9	1	HALEY BRABEC RMD	56.5	(7.0) -	12.5 3.0	13.0 3.0	13.0 3.0	13.0 3.0	14.5 3.0	39.0 -	32.0 -	32.0

HS100 SR FEMALE

1	11	CARA LARSON USANS	91.5 92.5	63.0 65.0	16.5 16.5	15.5 15.0	16.0 16.0	15.5 14.0	15.5 16.5	47.0 47.5	110.0 112.5	222.5
---	----	----------------------	--------------	--------------	--------------	--------------	--------------	--------------	--------------	--------------	----------------	--------------

HS100 SR MALE


1	13	GRANT ANDREWS USANS	91.5 93.5	63.0 67.0	17.0 17.5	15.5 16.5	17.0 17.0	16.5 16.5	16.0 17.0	49.5 50.5	112.5 117.5	230.0
2	12	ERIK LYNCH RMD	90.5 90.5	61.0 61.0	16.0 16.0	14.5 15.5	16.0 16.0	15.5 16.0	16.5 16.5	47.5 48.0	108.5 109.0	217.5


HS100 U20 MALE

1	30	JASON COLBY RMD	100.5 97.5	81.0 75.0	18.0 17.5	17.0 15.5	16.0 17.0	15.5 17.0	16.5 17.0	49.5 51.0	130.5 126.0	256.5
2	31	NIKLAS MALACINSKI USANS	98.5 96.5	77.0 73.0	17.5 18.0	17.5 17.5	16.0 17.0	16.5 17.0	16.5 16.5	50.5 51.5	127.5 124.5	252.0

US CUP
Park City Ski and Snowboard
 January 7, 2023 - Park City, UT
Large Hills
Results


Rank	Bib	Name / Division	Speed	Distance		Judge Scores					Style Points	Round Total	Total
			(km/h)	(m)	pts	A	B	C	D	E			
3	32	EVAN NICHOLS USANS		98.5	77.0	15.5	15.0	15.5	16.0	15.5	46.5	123.5	243.0
				94.5	69.0	17.0	16.5	17.0	17.0	16.0	50.5	119.5	
4	33	CALEB ZUCKERMAN EAST		99.5	79.0	15.5	15.0	16.0	15.5	14.5	46.0	125.0	239.0
				92.0	64.0	17.0	15.5	17.0	16.5	16.5	50.0	114.0	
5	28	ARTHUR TIRONE RMD		84.5	49.0	16.5	15.5	16.5	16.0	17.0	49.0	98.0	192.0
				82.5	45.0	16.5	16.0	16.0	16.5	17.0	49.0	94.0	
6	29	MAXIM GLYVKA CEN		84.5	49.0	15.5	15.0	16.0	16.0	15.5	47.0	96.0	187.5
				82.5	45.0	16.0	15.5	14.5	16.0	15.0	46.5	91.5	
7	21	ISAK NICHOLS CEN		83.5	47.0	16.0	15.5	15.5	15.5	16.5	47.0	94.0	168.5
				75.0	30.0	15.5	14.0	15.5	15.0	13.5	44.5	74.5	
8	27	SAWYER GRAVES RMD		77.0	34.0	16.0	15.5	15.5	15.5	17.5	47.0	81.0	160.5
				75.5	31.0	16.0	16.5	14.0	16.0	17.0	48.5	79.5	
9	19	STEWART GUNDRY CEN		77.5	35.0	15.5	14.0	13.5	13.5	15.5	43.0	78.0	153.5
				77.5	35.0	15.0	15.0	14.0	14.5	17.0	44.5	79.5	
10	26	SKYLAR AMY AK		77.0	34.0	16.5	14.5	16.0	16.0	16.0	48.0	82.0	150.5
				70.0	20.0	16.5	15.0	16.0	16.0	16.5	48.5	68.5	
11	22	ELIAS OSWALD AK		73.5	27.0	14.5	14.0	15.0	15.5	15.5	45.0	72.0	140.0
				70.5	21.0	16.0	15.5	15.0	15.5	16.5	47.0	68.0	
12	25	DYLAN AMY AK		71.0	22.0	15.5	14.5	14.5	15.5	16.0	45.5	67.5	131.5
				69.5	19.0	15.5	15.0	14.0	15.5	14.5	45.0	64.0	
12	24	TYLER PHILLIPS IMD		70.5	21.0	15.5	14.0	15.0	15.0	16.5	45.5	66.5	131.5
				70.0	20.0	15.0	15.0	15.0	15.5	15.0	45.0	65.0	
14	23	ROOT ROEPKE IMD		68.5	17.0	14.5	13.5	14.5	14.5	13.0	42.5	59.5	108.0
				62.5	5.0	14.5	14.0	14.5	16.0	14.5	43.5	48.5	
15	18	AUGIE ROEPKE IMD		60.0	-	13.0	14.0	14.5	14.0	14.0	42.0	42.0	91.0
				62.5	5.0	14.0	14.5	15.0	14.5	15.5	44.0	49.0	
16	15	IAN CARMACK IMD		59.0	(2.0)	14.0	13.5	15.0	15.0	14.5	43.5	41.5	79.5
				57.5	(5.0)	14.5	14.5	14.0	14.5	13.0	43.0	38.0	
17	16	OWEN PARK RMD		60.0	-	13.5	13.5	14.0	13.5	14.0	41.0	41.0	78.0
				58.0	(4.0)	13.5	13.5	13.0	14.0	16.0	41.0	37.0	
18	20	TARIK VANWIJREN CAN		61.0	2.0	13.0	12.5	12.5	13.0	13.0	38.5	40.5	74.5
				56.0	(8.0)	15.0	14.5	14.0	14.0	14.0	42.5	34.5	
19	2	RUDGER KLUG IMD		55.0	(10.0)	13.0	12.5	13.5	13.0	13.0	39.0	29.0	51.0
				55.0	(10.0)	13.0	12.5	13.5	14.0	13.5	40.0	30.0	
20	17	SETH ROTHCHILD IMD		51.5	(17.0)	12.5	12.0	13.0	13.5	12.5	38.0	21.0	21.0
				-	-	3.0	3.0	3.0	3.0	3.0	-	-	



 Jarrett Moe - Technical Delegate


 Alissa Johnson, Chief of Competition

US CUP
Park City Ski and Snowboard
 January 7, 2023 - Park City, UT
HS100
Results - Gunderson

Rank	Bib#	Name	Club	J Pts	J Rank	Start Time	Finish Time	XC Time	XC Rank	Time Diff
HS100 U20 FEMALE		5 km ind		15 Points / Minute						
1		Eva Minotto	RMD	79.0	1	00:00.0	17:25.0	17:25.0	3	00:00.0
2		Tess Amone	USANS	73.0	2	00:24.0	17:52.0	17:28.0	4	00:27.0
3		Ella Wilson	RMD	53.0	3	01:44.0	18:01.0	16:17.0	1	00:36.0
4		Haley Brabec	RMD	53.0	3	01:44.0	18:10.0	16:26.0	2	00:45.0
HS100 SR MALE		5 km ind		15 Points / Minute						
1		Grant Andrews	USANS	123.0	1	00:00.0	13:33.0	13:33.0	1	00:00.0
2		Erik Lynch	RMD	121.0	2	00:08.0	14:44.0	14:36.0	2	01:11.0
HS100 U20 MALE		5 km ind		15 Points / Minute						
1		Niklas Malacinski	USANS	137.0	2	00:08.0	13:13.0	13:05.0	1	00:00.0
2		Evan Nichols	USANS	137.0	2	00:08.0	14:10.0	14:02.0	3	00:57.0
3		Caleb Zuckerman	EAST	139.0	1	00:00.0	14:57.0	14:57.0	5	01:44.0
4		Skylar Amy	AK	94.0	5	03:00.0	17:18.0	14:18.0	4	04:05.0
5		Elias Oswald	AK	87.0	6	03:28.0	17:30.0	14:02.0	2	04:17.0
6		Arthur Tirone	RMD	109.0	4	02:00.0	17:49.0	15:49.0	6	04:36.0
7		Root Roepke	IMD	77.0	7	04:08.0	20:59.0	16:51.0	7	07:46.0


 Jarrett Moe - Technical Delegate


 Alissa Johnson - Chief of Competition